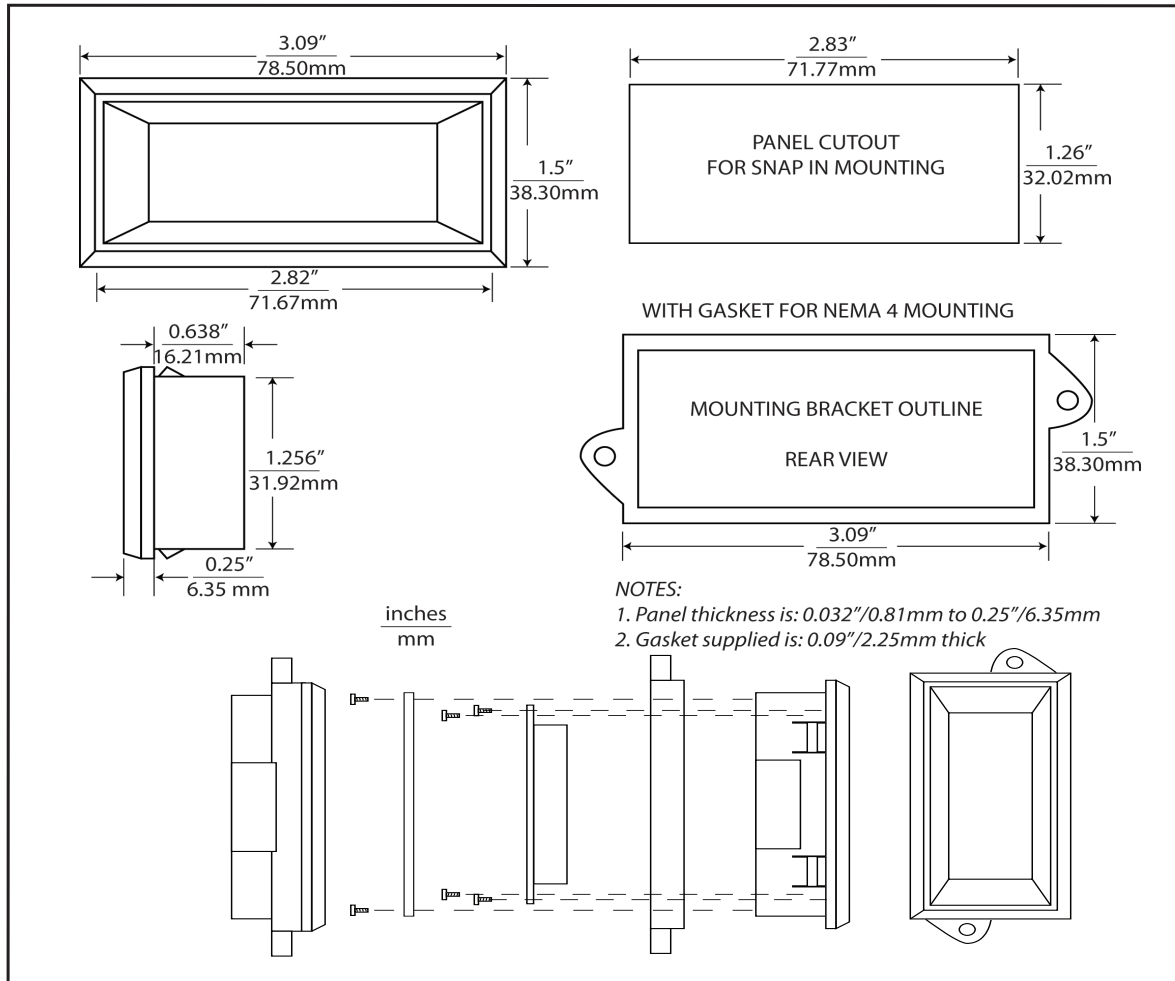


# LPI-4-XEC

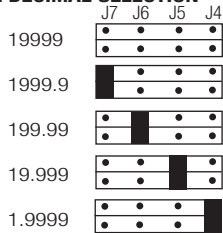
## 4½ DIGIT LOOP LCD DPM INSTALLATION SHEET

### PANEL CUTOUT & DIMENSIONS

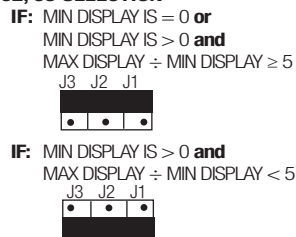


### JUMPER SELECTION AND WIRING

#### 1. DECIMAL SELECTION



#### 2. J1, J2, J3 SELECTION



#### 3. SPAN JUMPER SECTION:

SPAN FACTOR	SET JUMPERS
0-12	L
10-22	M
22-32	H

**IF:** MIN DISPLAY IS ≤ 0 **or**  
MIN DISPLAY IS > 0 **and** MAX DISPLAY ÷ MIN DISPLAY > 5  
**THEN:** SPAN FACTOR =  $\frac{2.5 (\text{MAX DISPLAY} - \text{MIN DISPLAY})}{4000 + 0.02 (\text{MIN DISPLAY}) - 0.004 (\text{MAX DISPLAY})}$

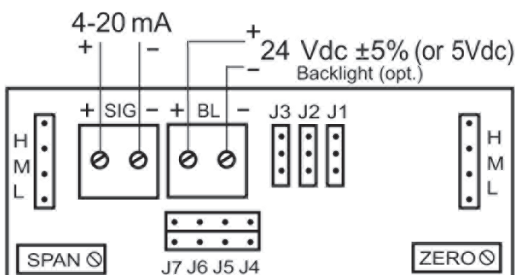
**IF:** MIN DISPLAY IS > 0 **and** MAX DISPLAY ÷ MIN DISPLAY ≤ 5  
**THEN:** SPAN FACTOR =  $\frac{\text{MAX DISPLAY} - \text{MIN DISPLAY}}{1600}$

#### 4. ZERO (OFFSET) JUMPER SELECTION:

ZERO FACTOR	SET JUMPERS
0-3994	H
3320-7314	M
6640-10634	L

**IF:** MIN DISPLAY IS ≤ 0 **or**  
MIN DISPLAY IS > 0 **and** MAX DISPLAY ÷ MIN DISPLAY > 5  
**THEN:** ZERO FACTOR =  $\frac{(250000 + \text{MIN DISPLAY})}{(250000 + 400 (\text{SPAN FACTOR}))} \times (83834) - 73200$

**IF:** MIN DISPLAY IS > 0 **and** MAX DISPLAY ÷ MIN DISPLAY ≤ 5  
**THEN:** ZERO FACTOR =  $10634 - (\text{MIN DISPLAY} - 400 (\text{SPAN FACTOR})) \times 83834$   
250000



WIRING

